

Cable Connectors with End Stop Bushings

Zinc die-cast. For MCI-A • MC/HCF steel and aluminum cable • AC/HCF steel and aluminum cable • Flexible metal conduit steel and aluminum (regular and reduced wall) • MCI cable • Continuous corrugated aluminum • AC90 • TECK90.

CATALOG NUMBER	UPC/DCI/NAED MFG #018997	TRADE SIZE	KO SIZE	UNIT PKG	STD PKG	DIM A	DIM B	DIM C
8412	08412	1	1	20	20	1.756	.540	2.144
8413	08413	1-1/4	1-1/4	20	20	2.156	.683	2.575
8414	08414	1-1/2	1-1/2	10	10	2.466	.790	3.093
8415	00583	2	2	10	10	2.901	.792	3.700
8416	08416	2-1/2	2-1/2	5	5	3.218	.906	4.250
8417	08417	3	3	5	5	3.281	.972	5.000
8418	42910	3-1/2	3-1/2	5	5	2.662	2.985	3.344



PATENTED.

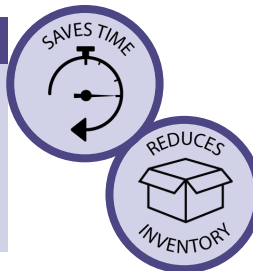
MADE IN USA.

Refer to chart on page E-27 for list of cable types. Concrete tight when taped.

Catalog Number	Cable Outer Diameter		Wire Bundle Outer Diameter		Throat Diameter Fitting/Bushings (A, B, C)			Conductor Size # of Conductors*	
	Min.	Max.	Min.	Max.	Fitting	A	B	C	(AWG/KCMIL)
8412	.780	1.120	.660	1.000	1.018	.625	.750	.870	6/3, 6/4, 4-3, 4-4, 2-3, 2-4, 1-3
8413	1.000	1.460	.870	1.370	1.361	.782	1.032	1.132	2-3, 2-4, 1-3, 1-4, 1/0-3, 1/0-4, 2/0-3, 2/0-4, 3/0-3
8414	1.360	1.770	1.250	1.590	1.587	1.175	1.277	1.382	2/0-4, 3/0-3, 3/0-4, 4/0-3, 4/0-4, 250-3, 250-4
8415	1.700	2.200	1.550	2.050	2.060	1.562	1.750	1.875	250-4, 300-4, 350-3, 350-4, 500-3
8416	2.100	2.700	1.950	2.400	2.462	1.979	2.194	--	500-3, 500-4, 600-3, 600-4, 750-3
8417	2.500	3.300	2.350	3.000	3.081	2.404	2.662	--	600-4, 750-3, 750-4
8418	3.300	3.600	3.031	3.500	3.450	2.662	2.985	3.344	750-3, 750-4, 1000-4

FEATURES AND BENEFITS


- Fast and Easy to install. There's no need to remove the strap, just loosen the screws and insert the bushing that works best with the cables you're installing
- Our zinc die-cast fittings cost much less than steel or malleable iron fittings
- Reduces inventory, comes with additional end stop bushings!
- Low cost, saves time and money!
- Built in end stop in fitting




INSTALLATION INSTRUCTIONS



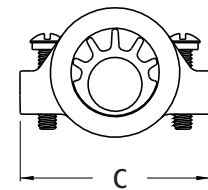
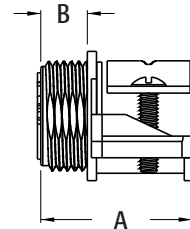

If you are using an end stop bushing, determine which one to use by sizing it to the cable bundle (not the metal jacket). **Incorrect size shown above.** The metal jacket should never go through the end stop.




Insert the appropriate end stop bushing, making sure that the half moon shape is positioned at the top of the connector.



No need to remove strap, simply loosen the screws and insert end stop bushing, if necessary. Slip connector onto MC cable. Retighten screws on strap.



Each fitting has an end stop, but comes with additional end stop bushings to accommodate several cable sizes!



Examples of 3 and 4 conductor cables. Cable dimensions vary dramatically between manufacturers. It is recommended that cable O.D. (outer diameter) be measured to ensure proper cable to fitting installation.