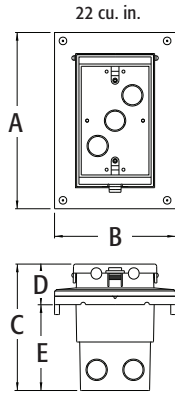
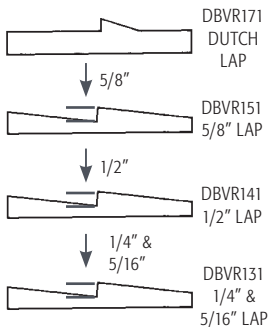




DBVR131C



Siding Profiles



Scan For Video



IN BOX FOR RETROFIT SIDING INCLUDES

Box with extra duty weatherproof in use cover, installed bug plugs, siding profile adapter plate, (1) standard duplex and (1) standard GFCI face plate, (2) sets installation screws, (1) NM cable connector, and (2) rolls of caulk.

Low Profile IN BOX® for Retrofit Siding Construction

Extra duty recessed electrical box with extra duty weatherproof in use cover for existing siding construction. Non-metallic cover and base. Accepts most single-gang wiring devices and uses standard indoor wall plates or a GFCI cover plate. Box and white cover are textured/paintable. UV rated plastic for long outdoor life. Compatible with DBVC and DBVW extra duty replacement covers on K-17.

CATALOG NUMBER	UPC/DCI/NAED MFG #018997	ORIENTATION/COVER COLOR	SIDING LAP SIZE	UNIT PKG	STD PKG	DIM A	DIM B	DIM C	DIM D	DIM E
DBVR131C	14370	Vertical/Clear	1/4" or 5/16"	1	4	7.186	4.934	5.160	1.567	3.539
DBVR131W	14375	Vertical/White	1/4" or 5/16"	1	4	7.186	4.934	5.160	1.567	3.539
DBVR141C	14371	Vertical/Clear	1/2"	1	4	7.186	4.934	5.160	1.567	3.539
DBVR141W	14376	Vertical/White	1/2"	1	4	7.186	4.934	5.160	1.567	3.539
DBVR151C	14372	Vertical/Clear	5/8"	1	4	7.186	4.934	5.160	1.567	3.539
DBVR151W	14377	Vertical/White	5/8"	1	4	7.186	4.934	5.160	1.567	3.539
DBVR171C	14373	Vertical/Clear	Dutch	1	4	7.186	4.934	5.160	1.567	3.539
DBVR171W	14378	Vertical/White	Dutch	1	4	7.186	4.934	5.160	1.567	3.539



PATENTED.

E170558 LR49636

MADE IN USA.

Note: Meets 2021 NEC section 406.9 (B) for the protection of exterior outlets where an extra duty weatherproof in use cover is required for 15 or 20 AMP receptacles installed outdoors. *Add suffix "GC" to Catalog # when ordering in Canada, for example DBVR131CGC.


ADDITIONAL PATENTS PENDING.

FEATURES AND BENEFITS

- Installs in the wall, so less of it shows outside
- IN BOX's one piece assembly replaces the installation of an electrical box, siding block, and bubble cover assembly
- Install option: Cover is removable for easier device installation
- No gaskets required
- Weatherproof in use
- Extra duty



Bug Plugs ship installed in all IN BOX styles to seal unused cord hole openings.



INSTALLATION INSTRUCTIONS for Existing Siding



Using the siding profile adapter plate as a template, cut hole in existing siding. Pull wiring.




Apply caulk around edges of back of adapter. Press onto siding.



Attach adapter to siding with provided short screws. Trim excess caulk as needed.



Apply caulk to reverse side of IN BOX flange.



Install NM cable connector and wire, then attach with provided long screws. Trim excess caulk as needed. Install wiring device per manufacturer's instructions, Local and National Electrical Codes.