

CAM-KIT™

Security camera mounting kit. Universal bracket mounts to 3-1/2" and 4" round or octagonal boxes and single-gang device boxes. Also fits FL430 CAM-LIGHT™ BOX.

CATALOG NUMBER	UPC/DCI/NAED MFG #018997	COLOR	UNIT PKG	STD PKG	DIM A	DIM B	DIM C	DIM D	DIM E	DIM F
SC5	18058	White	1	20	4.875	5.564	.703	5.375	.750	.718
SC5BL	18220	Black	1	20	4.875	5.564	.703	5.375	.750	.718




PATENTED.
E253895 LR49636 **MADE IN USA.**

Includes 5" non-metallic mounting plate, camera mounting bracket and mounting screws.

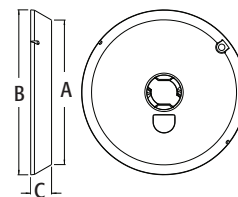
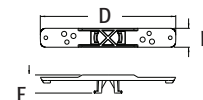
FEATURES AND BENEFITS

- Fits any camera hole pattern
- Installs in less than two minutes
- Installs cameras with a base diameter up to 4-1/2"
- Low cost

Scan For Video



SC5



INSTALLATION INSTRUCTIONS - SC5 FOR SECURITY CAMERAS



1 Use your camera base as a template and drill holes.



2 Attach camera to mounting plate (screws provided).



3 Mount the bracket to the existing box using screws provided.



4 With camera mounted, install the mounting plate to the box by placing it on the bracket and turning clockwise to lock. Install set screw.