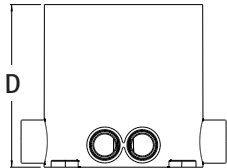
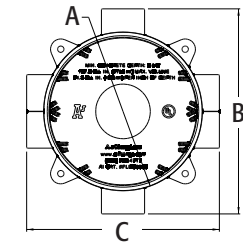





FLBC5500
(with Pour Cap)



5.5" Concrete Floor Box Kit

Extra duty non-metallic. 5.5" non-metallic concrete floor box with six conduit hubs, four plugs, and multiple slots for positioning two low voltage dividers in the box.

CATALOG NUMBER	UPC/DCI/NAED MFG #018997	DESCRIPTION	UNIT PKG	STD PKG	DIM A	DIM B	DIM C	DIM D
FLBC5500	21190	5.5" PVC round box	1	5	5.795	7.504	7.054	5.950

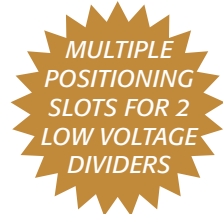


FEATURES AND BENEFITS

- TWO low voltage ports
- Multiple positioning slots inside box accommodate low voltage divider(s)

KITS INCLUDE

Non-metallic concrete floor box with (6) conduit hubs, pour cap, (4) 3/4" plugs, (2) 1" plugs



INSTALLATION INSTRUCTIONS



1) Set concrete floor box into position. Secure in place through molded mounting ears

Option: Use 1/4-20 screws to level/position box.



2) Install conduit as needed using PVC cement. Pull wires through conduit as required.

3) Install plugs (provided) with PVC cement to seal unused openings.

4) Install pour cap. Pour concrete to finished depth.

5) After concrete has cured, remove pour cap. Use saw to cut box to finished floor height.

