

Adjustable IN/OUT BOX™ for Fan/Fixtures

Non-metallic. Preset for 1/2" ceiling, adjusts up to 1-1/2" to accommodate varying ceiling thicknesses, like single or double drywall.

CATALOG NUMBER	UPC/DCI/NAED MFG #018997	DESCRIPTION / STYLE	UNIT PKG	STD PKG	DIM A	DIM B	DIM C	DIM D
FBA426	02575	For 1/2" or 1-1/2" drywall 21.0 cu. in.	25	25	4.000	4.800	4.252	3.065



PATENTED.
MADE IN USA.

Note: Complies with 2020 NEC, 314.20 for set back boxes.

FEATURES AND BENEFITS

- Always accessible depth adjustment screw allows depth adjustment before or after ceiling is in place
- Mounts securely to joist in new construction
- Listed for fixture support up to 100 lbs and fan support up to 50 lbs
- 2 hour fire rating

Scan For Video




INSTALLATION INSTRUCTIONS



1
Install FBA426 onto joist with (4) screws: (2) through support tabs A and B, and (2) more through the front flange.




2
Slide Non-metallic insert into box.




3
Pull NM cable through installed NM connector.



4
Cutaway: Box set back in double drywall ceiling.



5
After installation of wall board, use the depth adjustment screw to adjust position of the box if necessary.



6
Box flush with ceiling. Remove captive installation screws and install bracket.