



FLBT4465GSS



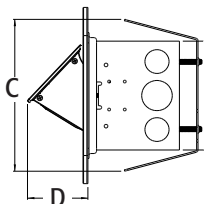
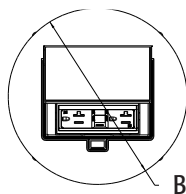
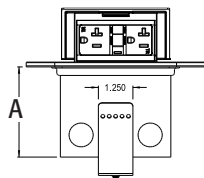
FLBT4465SS



FLBT4465USS



(Closed Lid)



## Countertop Box Kits with Round Stainless Steel Trapdoor Covers

Steel box. Round stainless steel cover. Kits are available with a choice of three installed, UL-listed receptacles: tamper-resistant (TR), tamper and weather-resistant (TWR) GFCI, or combo receptacle with TR and two USB ports.

CATALOG NUMBER	UPC/DCI/NAED MFG #018997	DESCRIPTION/ CU. IN.	UNIT PKG	STD PKG	DIM A	DIM B	DIM C	DIM D
FLBT4465SS	22941	Steel box with installed 20A TR receptacle, round stainless steel trapdoor cover	1	1	3.312	6.478	5.580	2.188
FLBT4465GSS	22940	Steel box with installed 20A TWR GFCI receptacle, round stainless steel trapdoor cover	1	1	3.312	6.478	5.580	2.188
FLBT4465USS	22942	Steel box with installed 20A TR receptacle with 2 USB ports, round stainless steel trapdoor cover	1	1	3.312	6.478	5.580	2.188



### FEATURES AND BENEFITS

- Fits granite or other countertop material up to 1-1/2" thick
- Easy, secure installation—spring clip holds box securely against the surface when screws are tightened
- Complies with NEC section 406.5 (E) for use in countertops or similar work surfaces
- IP44 Rated for Ingress Protection
- Easy 'No Glue' installation


Scan for video



### INSTALLATION INSTRUCTIONS



Determine box location. Cut a 4-7/16" square opening in countertop. Insert box, bending the clip as necessary to go through opening.



Secure box to countertop by tightening two #10 screws inside box...



(underside of counter) ...drawing the box securely against the underside



Wire receptacle in accordance with National, State, and local codes.



Install trapdoor coverplate to box using the two #6-32 screws provided. Note: Round cover hides miscut openings