

## Fan & Fixture Mounting Boxes with Installed Steel Bracket

Mounts fans and fixtures on sloped or cathedral ceilings in new construction.

CATALOG NUMBER	UPC/DCI/NAED MFG #018997	DESCRIPTION / CU. IN.	UNIT PKG	STD PKG	DIM A	DIM B	DIM C	DIM D
FBB450	11230	Fits sloped ceilings up to 45° Installed 16" steel mounting bracket /14.5 cu. in.	1	1	8.000	8.000	9.729	3.875
FBB900	11231	Fits Cathedral Ceilings 80° or greater/Installed 12" steel mounting bracket /14.5 cu. in.	1	1	8.000	8.000	6.364	3.875



**PATENTED.**  
**MADE IN USA.**

Refer to chart on page R-25 for load ratings and number of single conductors.

### FEATURES AND BENEFITS

- Easy, secure installation
- No loose parts, Captive fan/fixture bracket installation screw.
- Installed NM cable connector AND steel mounting bracket
- Paintable/ textured finish
- UL ratings: 70 lb fan, 200 lb fixture CSA rating: 50 lb fan or fixture
- 14.5 cu. in. box with 8" square mounting surface handles large fan canopies


### FAN/FIXTURE BOX INCLUDES

Mounting block with installed steel bracket, installed NM cable connector, four captive fan/fixture #10, 1-1/2" installation screws, ready to tighten.



### INSTALLATION INSTRUCTIONS

FBB450



NO need for a 2x8 or extra trimming! Notch the box as necessary, keeping bottom of box level, with short side of box touching rafter. Screw the bracket to the rafter with (4) supplied #10 1-1/2" wood screws through the pre-drilled screw holes in bracket.



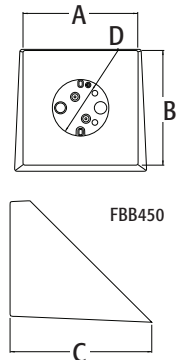
Push cable through installed NM cable connector in box.



Install drywall ceiling.



Installing fan bracket on installed box on sloped ceiling.




FBB450


FBB900




NO need for a 2x4! Mount steel bracket to angled rafters with short sides of box touching each rafter. Keep bottom of box level. Screw the bracket to the rafters with (4) supplied #10 1-1/2" wood screws through the pre drilled screw holes in bracket.



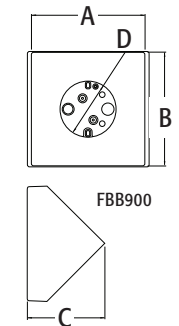
Push cable through installed NM cable connector in box.



Install drywall ceiling.



Done! Centered installation on cathedral ceiling.



FBB900

*Note: Install fan or fixture (not included) in accordance with manufacturer's instructions and all local applicable electrical codes, using the parked screws provided.*



FBB450



FBB900

