

Arlington Industries, Inc.

1 Stauffer Ind. Park - Scranton, Pa. 18517

800-233-4717 Fax: 570-562-0646

www.aifittings.com - E-MAIL: sales @ aifittings.com

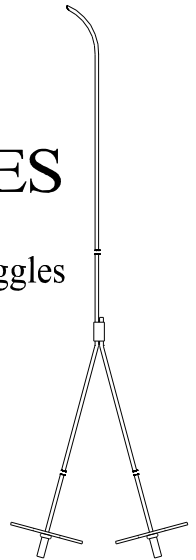
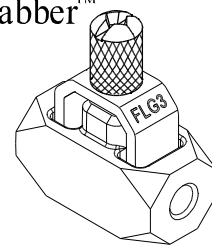
Manufacturers of Quality Electrical Products



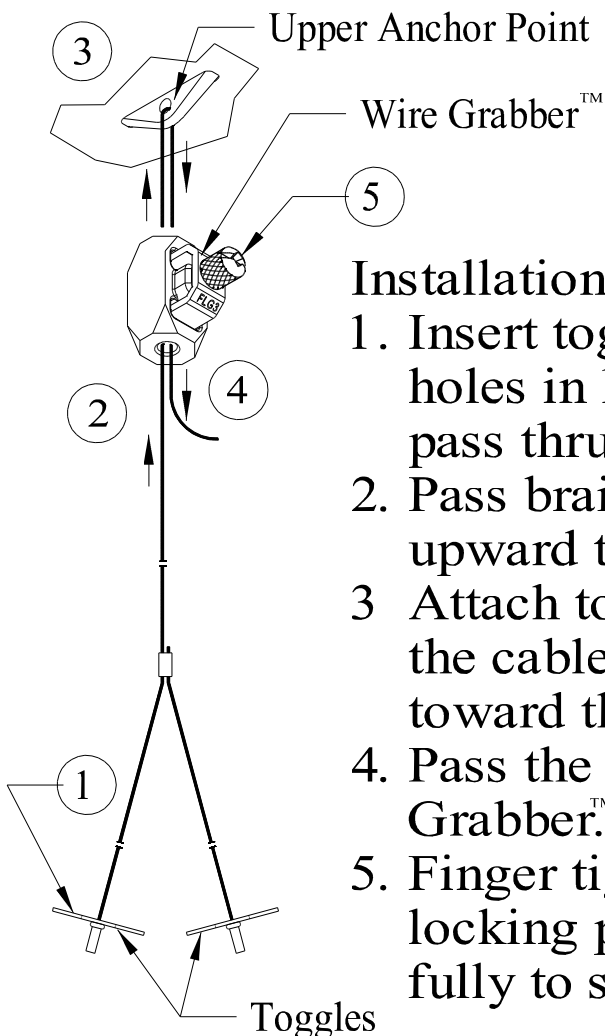
DWY2T Wire Grabber Kit 'Y' with TOGGLES

Contents:

- | | | |
|-----------|---------------------------------|--|
| DWY2T0810 | (10' DROP WIRE, 18" 'Y' Length) | (2) Braided Steel Wire w/ Toggles on each end of the 'Y' |
| DWY2T0812 | (5' DROP WIRE, 12" 'Y' Length) | (2) Wire Grabber™ |
| DWY2T0815 | (15' DROP WIRE, 18" 'Y' Length) | |



150 Lbs. combined max static load when (2) Wire Grabbers™ w/ Y-Toggle drop wires are used.
Do Not Use with Moving or Vibrating Equipment.



Installation Instructions:

1. Insert toggles on the end of 'Y' into existing holes in light fixture, by 'tilting' the toggle to pass thru existing hole (.32" dia. max. hole).
2. Pass braided cable thru Wire Grabber™ and upward toward desired upper anchor point.
3. Attach to upper anchor point by looping the cable thru anchor point and back down toward the Wire Grabber.™
4. Pass the braided cable back thru Wire Grabber.™
5. Finger tighten screw to set position and use locking pliers or screw driver to tighten screw fully to secure Wire Grabber.™