

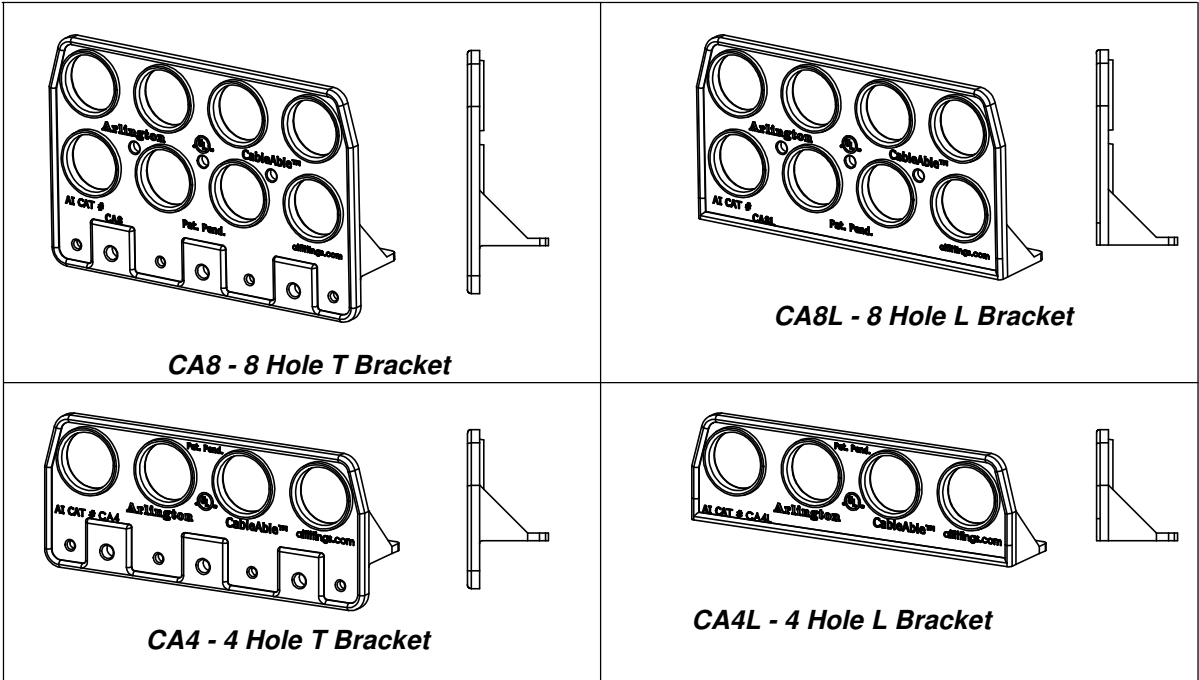


**Arlington Industries, Inc.**

1 Stauffer Ind. Park, Scranton, PA 18517  
Phone: 800-233-4717 Fax: 570-562-0646  
www.aifittings.com E-mail: sales@aifittings.com

WARNING: TURN OFF POWER AT MAIN PANEL BOX

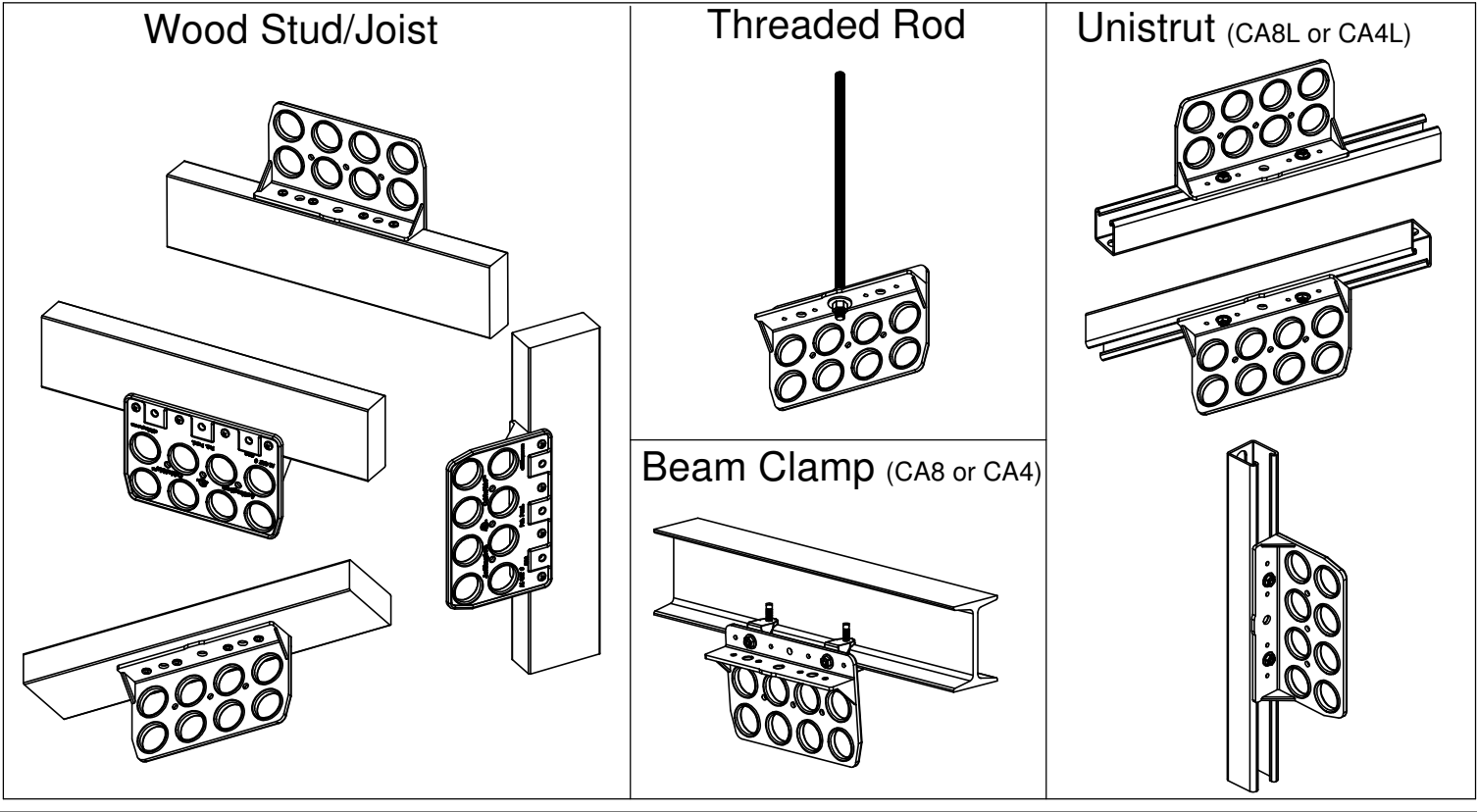
**CableAble® Cable & Conduit Support Bracket**



CableAble® Cable & Conduit Support Brackets are approved for use in Environmental Air-Handling Spaces per NEC 300.22(c)

If you have any questions or if parts are missing from your CableAble®, please call our Customer Service Department at 1-800-233-4717. Do not call or return this product to your local store or distributor.

**CableAble® Mounting Options**

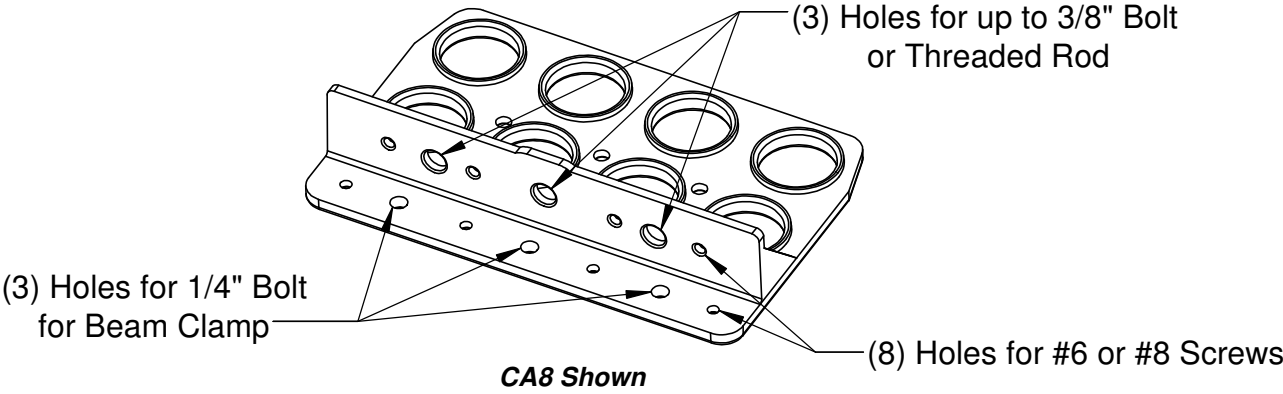


The manufacturer warrants this product for material and workmanship only, and shall not be liable for any special, incidental, or consequential damages or for damages or loss caused by improper use or installation.

**Installation Instructions**

1. Determine desired mounting method and refer to WEIGHT RATING chart to ensure the installation meets necessary weight requirements. NOTE: Size (#6 or #8) & quantity of attachment screws can affect the weight rating of the bracket.
2. Refer to specific NEC cable or conduit article and BRACKET SPACING chart (shown below) to determine maximum spacing of brackets for your installation.
3. Pull cables and/or conduit. Refer to the NEC 310.16(c)(1) for ampacity adjustment factors and De-Rating Table (shown below) prior to installation to ensure compliance with NEC or other applicable National, State & Local codes.

WARNING: Make sure power is OFF at main panel box before installing.



CA4, CA4L, CA8, CA8L WEIGHT RATING				
Mounting Surface	Mounting Style	Hardware (Not Included)	Screw/Bolt Location	Weight Rating (lbs)
Wood Stud/Joist	Horizontal or Vertical	#6 Drywall Screws	2 Screws Outer	115
			4 Screws	150
		#8 Pan Head Screws	2 Screws Outer	115
			4 Screws	200
Steel Stud 25 Ga	Horizontal or Vertical	#6 Fine Thread Drywall	4 Screws	50
Threaded Rod 3/8"	Horizontal	Washer & Hex Nut top & Bottom	3/8" Dia. Center Hole	90
Unistrut (CA8L & CA4L)	Horizontal or Vertical	(2) 1/4-20 Bolts w/ Washers	(2) Strut Nuts	135
Beam Clamp (CA8 & CA4)	Horizontal	1/4-20 Bolt w/ 5/8" OD Washers	Beam Clamp. Center hole	150

CableAble® BRACKET SPACING		
Category	Type	Max. Spacing
Cable-Power (PWR)	NM Cable	4.5'
	SE Cable	4.5'
	AC Cable	4.5'
	MC Cable	6'
Cable-Low Voltage (LV)	Data Cable	3.0'-5.0'
	Fire Alarm	
	CATV	
	Security	
	Audio	
Conduit (PWR & LV)	Control	
	EMT	10'
	FMC	4.5'

De-Rating Table			
AWG	Metal	Max # Wires*	Max # 2/C Cables
14	CU	9	4
12	CU	9	4
10	CU	6	3
8	CU	6	3
6	CU	6	3
8	AL	6	3
6	AL	6	3
4	AL	6	3

\*See NEC 310.15(c)(1) for ampacity adjustments on Current-Carrying Wire & special allowance for #12 AWG MC

NOTE: All wiring must be according to NEC, State and Local codes.