

NEW!
more on
reverse

Zinc Combination Couplings

For easy attachment of EMT and Rigid Thread

Quick, easy installation!




2400



2410

Arlington's 2400 series combination couplings below, with a variety of listed fittings...



2400

1/2" EMT to 2400 to SG3838 with flexible metal conduit




2410

3/4" EMT to 2410 to 846 with NM cable



2411

3/4" EMT to 2411 to L422 with flexible metal conduit



2410

3/4" EMT to 2410 to SG38 with flexible metal conduit



2410

3/4" EMT to 2410 to GF50 with flexible metal conduit



2400

1/2" EMT to 2400 to L42 with flexible metal conduit

Arlington's new EMT-to-rigid combination couplings offer a cost-effective solution and the ultimate in jobsite flexibility!

They feature a female thread for use with a variety of listed fittings. For added convenience and versatility, they also have a set-screw for quick, easy attachment to EMT.

- Reduce inventory
- cETLus Listed

Product	Uses
2400	1/2" EMT to 1/2" female threaded
2410	3/4" EMT to 1/2" female threaded
2411	3/4" EMT to 3/4" female threaded



2411



Arlington

1 Stauffer Industrial Park
Scranton, PA 18517


800/233.4717

Fax 570/562.0646

www.aifittings.com


Zinc Combination Couplings

With Female Thread



Versatile,
convenient
attachment to
EMT and rigid

Catalog Number	UPC/DEI/NAED Mfg. #018997	Combination Couplings Size/Use	Unit Pkg	Std Pkg
2400	06920	Metallic. 1/2" EMT to 1/2" female thread	50	50
2410	06921	Metallic. 3/4" EMT to 1/2" female thread	50	50
2411	06922	Metallic. 3/4" EMT to 3/4" female thread	50	50



2410
1/2" Threads



2411
3/4" Threads

Arlington's 2400 series combination couplings, for use with a variety of listed fittings...



Arlington

1 Stauffer Industrial Park
Scranton, PA 18517

800/233.4717

Fax 570/562.0646

www.aifittings.com

Distributed by