

Heavy-Duty ZINC Mounting Bracket


For Low Voltage Class 2 wiring in **COMMERCIAL CONSTRUCTION**

NEW!
**COMMERCIAL
GRADE
EXTRA HEAVY
DUTY**

Sturdy
Non-bendable zinc

Save Time!
Threaded holes
for easy device
installation

Mounting Wing Screws
hold bracket secure when
mounting screws are tightened



LV1M
Extra heavy-duty ZINC
for Existing
Walls

Oval Hole
allows final shifting,
straightening of device

Arlington's Low Voltage Mounting Brackets are the time- and money-saving solution for faster and easier mounting of Class 2 communications, computer and cable TV wiring.

Designed to mount wall plates flush, our mounting brackets have features that deliver a better-looking, easy to install job – specially designed screw holes, thin front lip and more.

For *existing* construction our **new single gang, ZINC mounting bracket**, offers extra rigidity so it won't bend as easily as plastic. Plus, it has threaded holes for easy, fast device installation – and **LABOR SAVINGS**.

- Bracket adjusts to fit wall board from 1/4" to 1-1/2" thick

- Bracket is the template for cut out. Level. Trace inside bracket. Cut opening.

- cULus Listed




Arlington also manufactures a variety of single-, two-, three- and four-gang **NON-METALLIC** low voltage brackets for new and old work, and others for specialty applications.

Patent pending




Arlington®


1 Stauffer Industrial Park
Scranton, PA 18517
800/233.4717 • Fax 570/562.0646
www.aifittings.com



1 Trace bracket along *inside* of bracket. Cut hole along *outside* of line. Pull wires.



2 Insert bracket into opening. Tighten screws to set LV1M wings securely against drywall.



3 Install device through screw holes in bracket.



Catalog Number	UPC/DEI/NAED Mfg. #018997	Description	Adjusts to Fit Wall Thickness	Unit Pkg	Std Pkg
LV1M	12905	Single-gang Extra Heavy-duty Zinc Low Voltage Mounting Bracket	1/4" to 1"	10	100

Better-looking, Faster Installation!