


NEW!
more on
reverse


Vapor Barrier Covers for Steel and Plastic Boxes

Single, Multi-Gang Covers Prevent Air Infiltration Around Box


Two- and Three-gang Vapor Box Covers



Use the device screw holes or the flashed-over holes in the flange to hold the cover temporarily on the box during the installation of drywall.



Covers Plastic or Steel Boxes



Holes in flange ship flashed-over

Arlington's vapor barrier covers prevent air infiltration around single, and **NOW TWO- and THREE-GANG BOXES**, without the need for a gasket.

Designed for new work, VB1 and the **new VB2 and VB3** install on most plastic or steel boxes.

Secure the device box to the framing member per manufacturer's instructions.

Installation is easy. Use the supplied screws in the device screw holes to temporarily hold the vapor barrier cover in place during the installation of 1/2" or 5/8" drywall. Once the drywall's installed remove the screws and install the device.

You can also fasten the vapor barrier cover to the framing member using the flashed-over holes in the flange.

Easy installation on most plastic or steel boxes

Economical – No gasket required

Helps meet energy saving codes where applicable



Arlington®

1 Stauffer Industrial Park
Scranton, PA 18517


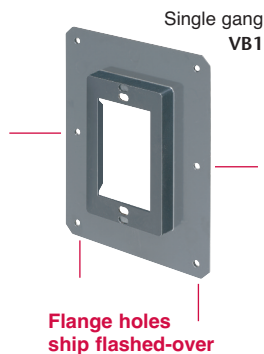
800/233.4717 • Fax 570/562.0646

www.aifittings.com

Made in USA

Vapor Barrier Covers Prevent Air Infiltration

Economical • Easy Installation on most Plastic or Steel Boxes




Our vapor box covers work on most plastic or steel boxes.




Use the supplied screws through the device screw holes...




...or the flashed-over holes to hold the vapor box cover in place during drywall installation.




Two-gang plastic box... ready for installation of two-gang VB2.




Vapor Box Cover temporarily held in place on box **using device holes**.




After drywall installation, remove the screws, install receptacles then the cover.




Three-gang steel box... ready for installation of three-gang VB3.



Vapor Box Cover temporarily held in place on box **using flashed in holes** on flange.



Removing screws after drywall installation.



Arlington®

1 Stauffer Industrial Park
Scranton, PA 18517
800/233.4717 • Fax 570/562.0646
www.aifittings.com



Made in USA

CATALOG NUMBER	UPC/DCI/NAED MFG #01 8997	DESCRIPTION	UNIT/STD PKG
VB1	16430	fits single gang plastic or steel box	20
VB2	16435	fits two-gang plastic or steel box	10
VB3	16436	fits three-gang plastic or steel box	10

Includes (2) #6-32 screws, 3/4 inches long

Distributed by